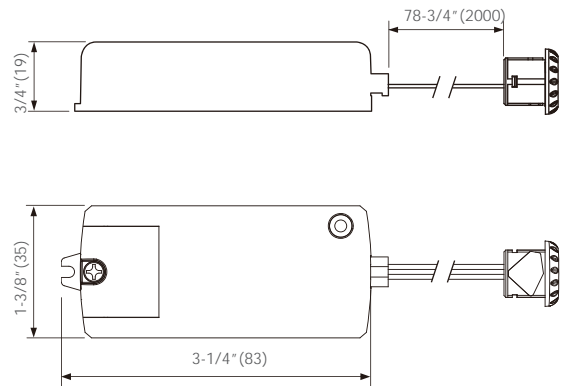


# Line Voltage IR On/Off Switch



Dimensions: (inches/mm):





## ■ Features

- IR On/Off sensor
- Detection range: less than 2" (5cm) is recommended
- KEMA approved

## ■ Application

Model No.	Rated Input Voltage	Rated Output Voltage	Rated current	Rated load	L x W x H
HZK218C	AC100-240V	AC100-240V	Max.1A	Max.250W	3-1/4"x1-3/8"x3/4" (83x35x19mm)

## ■ Sensor(Optional) Table

Sensor	Hole opening diameter(D)
	Ø1/2" (Ø13mm)
	Ø7/16" (Ø11mm)

Move hand before the detector the first time:  
lamps turn on,  
Move hand before the detector the second  
time: wave hand over sensor for on/off.

